

FALAN CONGRESS REGISTRATION PLATFORM



1. Go to: <https://4id.network/falan26/login>

If you already have a 4iD account, enter your email and password and log in.

If you do not have an account, click the “Create an account” button. After creating your account, log out and return to <https://4id.network/falan26/login>.

Nuestra Oficina:



Francisco Bilbao 3771 Of. 201,
Providencia, Santiago, Chile.

Contacto:

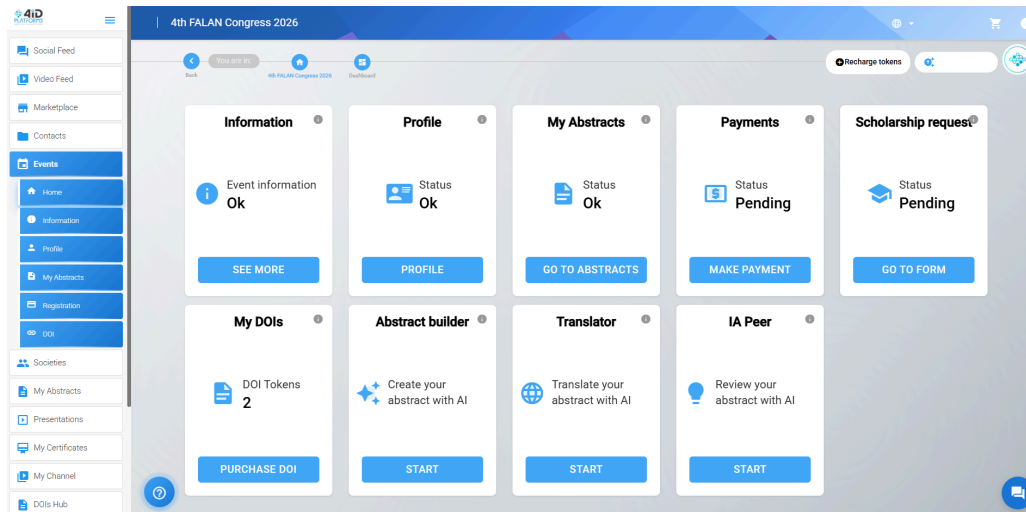


Telf: (56) 2 2225 15 13

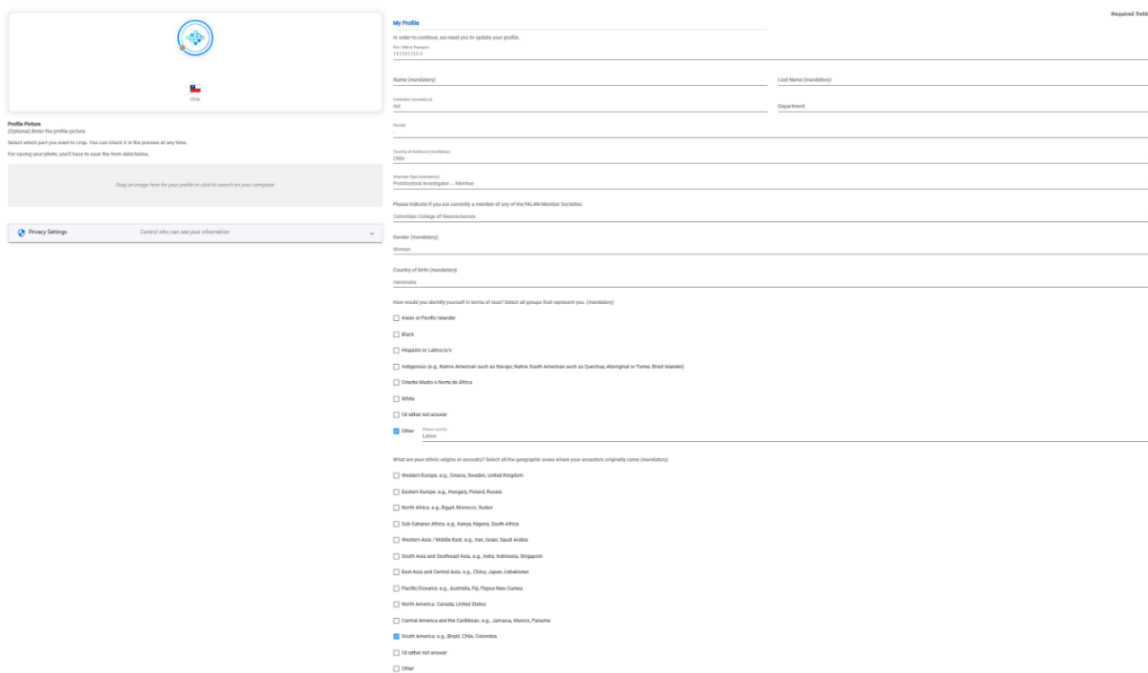


Email: support@4id.cl

2. Once you have logged in, the following dashboard will be displayed:



3. Edit your profile, be sure to select a registration category, and complete all mandatory questions.



Undergraduate and graduate students, as well as laboratory technicians, must provide documentation confirming their enrollment status, such as a student certificate or a letter from the hiring investigator.

The member category is available only to active members of FALAN member societies. FALAN reserves the right to verify membership status.

4. Complete your registration payment using the payment module.

Fee details based on attendance type and registration date are available on our website: <https://congress2026.neurocienciasfalan.org/>.

In the additional information section, you may include details about the project funding for your attendance. This information will appear on your receipt.

Payment

Total: \$0

[VIEW RECEIPTS](#) [PAY FOR SOMEONE ELSE](#)


Other


Description	Price
<input type="checkbox"/> DOI	\$5.990

Items per page: 10 0 of 0 |< < > >|

Payment Methods

Select your payment method

 Webpay CLP


 Paypal USD

Additional Information (optional)

Project name _____ Project number _____

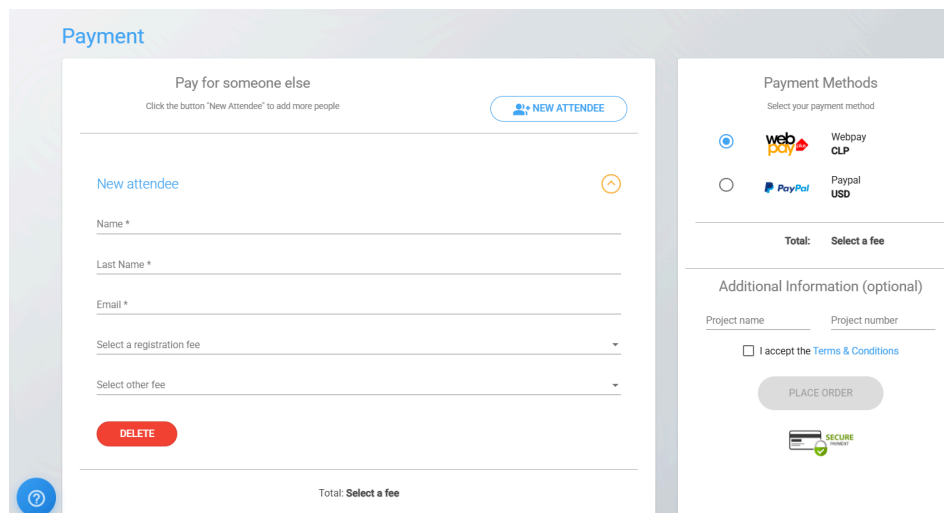
I accept the [Terms & Conditions](#)

[PLACE ORDER](#)



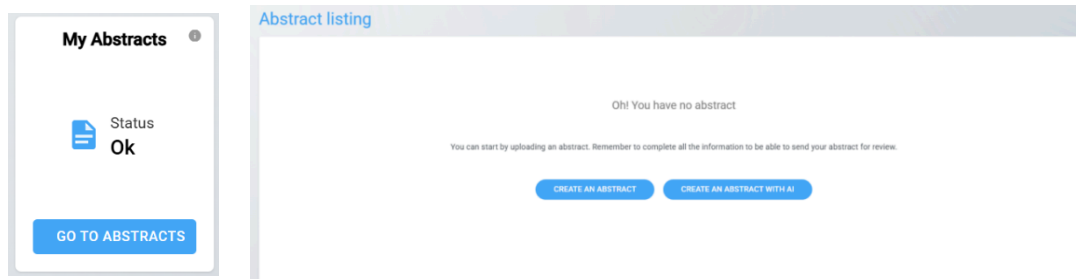


You may pay on behalf of another participant. The participant must first log in to the platform, and you must use the same email address they used for registration when identifying the payment.



5. Once your profile is complete, you can submit your abstract in the abstracts module.

Important: the registration fee can be paid before or after abstract submission, but only abstracts with a completed registration payment will be evaluated by the Scientific Committee.



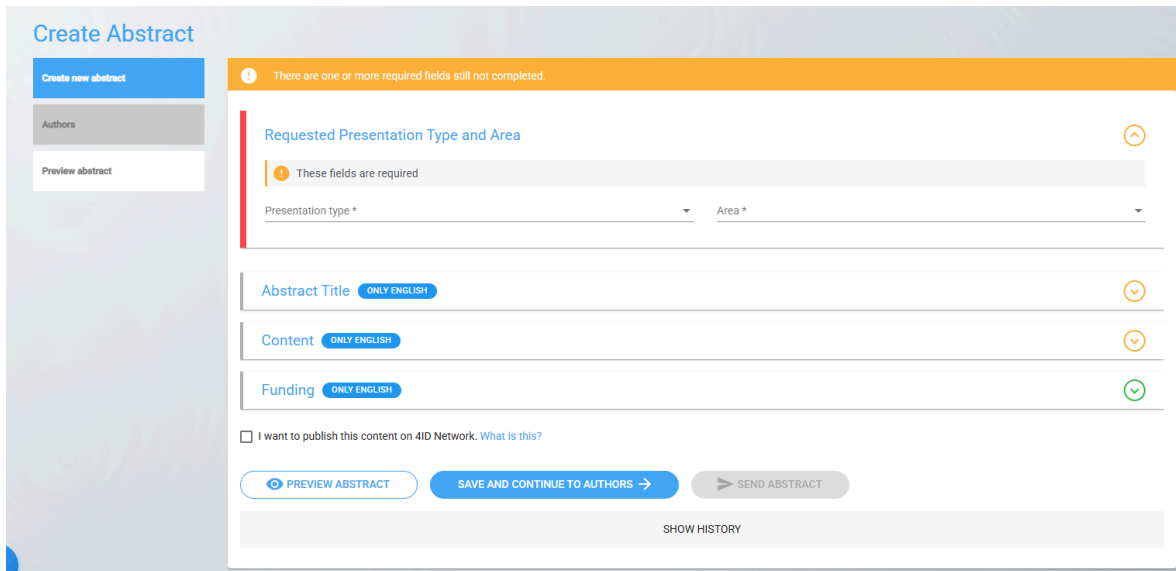
6. Go to the Abstracts section and select “Create an Abstract.”

7. Complete all required fields as indicated. Each field will turn green once validated, allowing you to proceed.

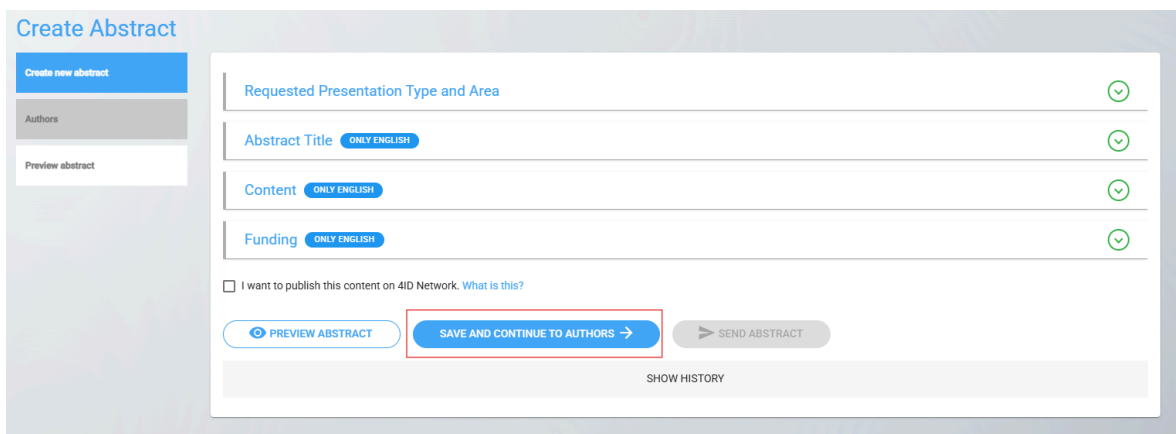
- a. Select the presentation type.
- b. Select Area
- c. Enter the abstract title in English.
- d. Provide the abstract content in English, up to 250 words.
- e. Indicate funding information, if applicable.



- f. If your presentation is a poster, you will be asked whether you are an early-career researcher (defined as within 7 years of completing your last postdoctoral stage) and whether you would like your presentation considered for the ECR symposia.



Once this section is completed, click “Save and Continue.”



8. Authors section

Currently, the presenter is set as the abstract creator. You can update this later if needed. Click “Save Changes” to save the current author’s information before adding additional authors. To add co-authors, click “Add a new author,” enter their first name, last name, and email address, then click “Save Author.”

Agregar Coautores

AGREGAR UN NUEVO AUTOR
6
Buscar autor...

El orden de de los coautores se establece automáticamente al guardar la información al interior de cada acordeón por primera vez. Si desea alterar el orden de los coautores, vaya al paso 3.

Para ir al siguiente paso, debe guardar los cambios al interior de cada acordeón.

Coautores guardados

Autor: OPC GROUP ✓

Coautor: Prueba Prueba ✓

Seleccionar como speaker

Nombre
Prueba

Apellidos
Prueba

✓ Coautor guardado exitosamente

ELIMINAR AUTOR
GUARDAR CAMBIOS

9. After entering and saving all author information, select “Continue to Step 2: Create Affiliations.”

10. Enter each affiliation, specifying the Institution, Department, Faculty, City, and Country.

01 Coautores 02 Afiliaciones 03 Asignaciones

Agregar Afiliaciones

AGREGAR UNA NUEVA
CARGAR MASIVAMENTE LAS AFILIACIONES

El orden de las afiliaciones se establece automáticamente al guardar la información al interior de cada una por primera vez. Si desea alterar el orden de las afiliaciones, vaya al paso 3.

Para ir al siguiente paso, debe guardar los cambios al interior de cada acordeón.

1 4ID, Prueba, 4ID SCIENCE, Santiago de Chile, Santiago, Chile ✎

Agregar una nueva afiliación

Universidad o institución
4ID

Departamento
Prueba

Facultad
4ID SCIENCE

Dirección
Santiago de Chile

Ciudad
Santiago

País
Chile

ELIMINAR AFILIACIÓN
GUARDAR AFILIACIÓN

Nuestra Oficina:



Francisco Bilbao 3771 Of. 201,
Providencia, Santiago, Chile.

Contacto:



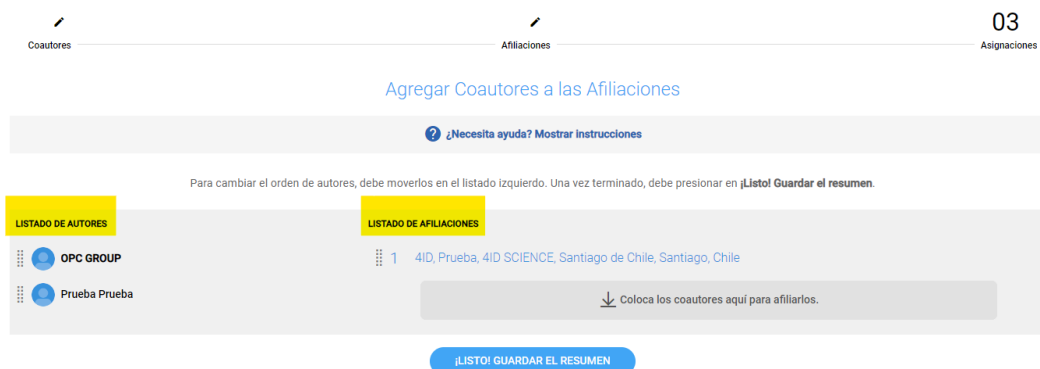
Telf: (56) 2 2225 15 13



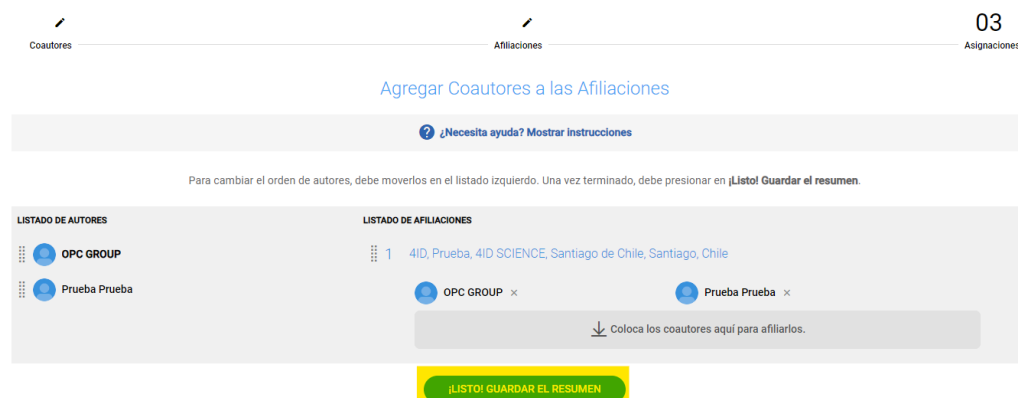
Email: support@4id.cl

11. Proceed to step 3 to assign affiliations:

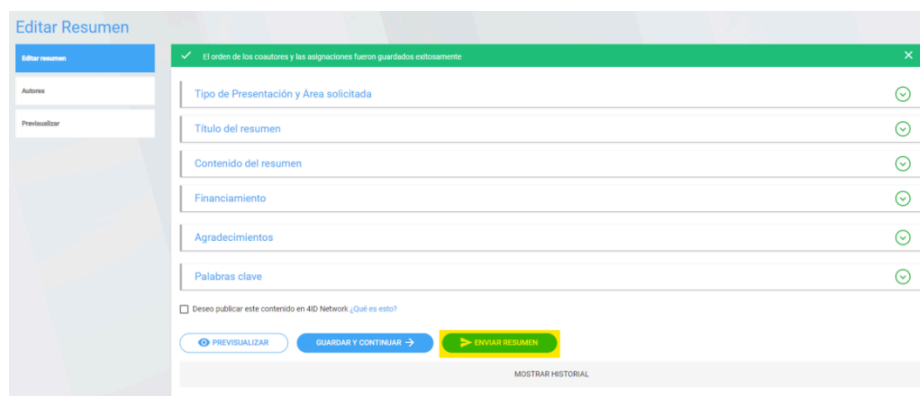
The left panel displays the list of authors, and the right panel shows the affiliations. To assign an affiliation, drag the author's name to the appropriate affiliation.



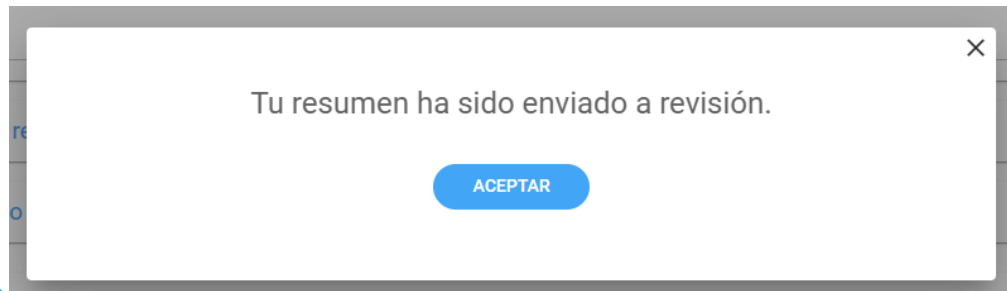
After assigning affiliations, select “Save Abstract.”



12. Return to the abstract creation page and click “Submit Abstract.”






A confirmation message will appear once the abstract is sent for review.



If you do not click “Send,” your abstract will remain a draft and will not be reviewed. You can check your abstract’s status at any time in the abstracts module.

Listado de resúmenes

Fecha	Código	Autor	Título	Estado	Tipo	Estado de revisión	Acciones
2023-07-26	PM312GP	GROUP, OPC	Prueba	Enviado	Corto	Pendiente de revisión	  

Items per page: 10 1 - 1 of 1

After you update your profile information, make your payment, and submit your abstract if needed, your registration will be complete.

We look forward to welcoming you to **Santiago** for the IV FALAN Congress!

If you need assistance, please contact our help desk at:

Email: support@4id.cl

Nuestra Oficina:



Francisco Bilbao 3771 Of. 201,
Providencia, Santiago, Chile.

Contacto:



Telf: (56) 2 2225 15 13



Email: support@4id.cl